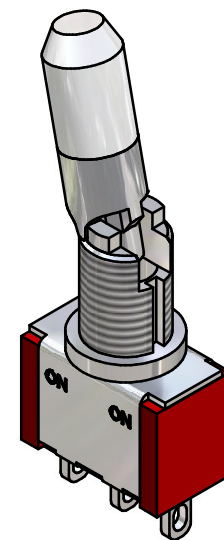
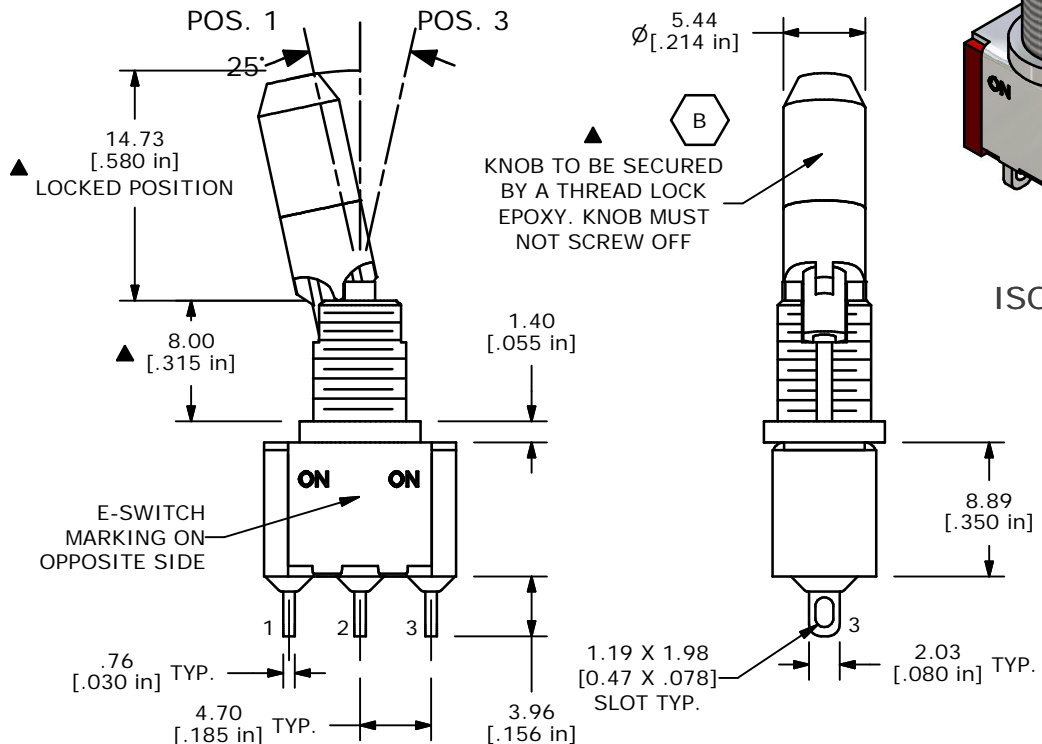
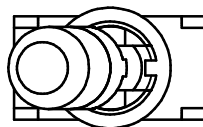
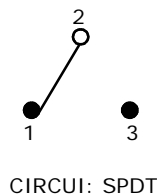


SWITCH FUNCTION		
POS. 1	POS. 2	POS. 3
ON	NONE	ON
2-3	OPEN	2-1



ISOMETRIC

NOTE:

1. ALL DIMENSIONS IN MM [INCH]
2. GENERAL TOLERANCE: X.X=±0.4
X.XX=±0.25
3. TERMINAL NUMBERS FOR REF ONLY
- ▲ 4. PLATING MATERIAL: SILVER
5. RATING: 2 AMPS @250VAC
5 AMPS @120VAC OR 28VDC
6. ELECTRIC LIFE: 40,000 make-and-break cycles at full load.
7. INSULATION RESISTANCE: 1,000 Mega-ohm min.
8. DIELECTRIC STRENGTH: 1,000 V RMS @sea level.
9. OPERATING TEMP.: -30°C to 85°C
10. ▲ DENOTES CRITICAL PARAMETER.

E-SWITCH®

B	14069	ADD NOTE FOR KNOB	6/4/04	AR
A	13811	RELEASED FOR PRODUCTION	2/27/04	AR
REV	PCR NO	DESCRIPTION	DATE	BY

TITLE 100SP1K2B25M1QE				
SCALE	DATE	DR	DWG	REV
2:1	2/27/04	AR	T116002	B

THE INFORMATION CONTAINED IN THIS DOCUMENT IS PROPRIETARY TO E-SWITCH AND IS NOT TO BE COPIED OR TRANSFERRED